



# - Self Training Module -

---

Orientation to the  
Foreign Animal Disease Emergency Support  
(FADES) Plan in British Columbia

# FADES

## Foreign Animal Disease Emergency Support Plan

- Federal / Provincial Agreement in BC -

### 2008 FADES Plan

Canadian Food Inspection Agency  
Public Safety Canada  
BC Ministry of Agriculture and Lands  
BC Ministry of Public Safety and Solicitor General  
BC Ministry of Health

*Funding provided by:*





# Federal - Canada

---

- Canadian Food Inspection Agency (CFIA)
- Agriculture and Agri-Food Canada
- Public Safety Canada
- Public Health Agency of Canada
- Health Canada
- Labour Canada
- Public Works and Government Services Canada
- Indian and Northern Affairs Canada
- First Nations' Emergency Services Society



# Provincial – British Columbia

---

- Min. Agriculture and Lands
- Provincial Emergency Program
- Min. Environment
- Min. Forests and Range
- Min. Health Services
- British Columbia Centre for Disease Control
- Min. Transportation and Infrastructure
- BC SPCA

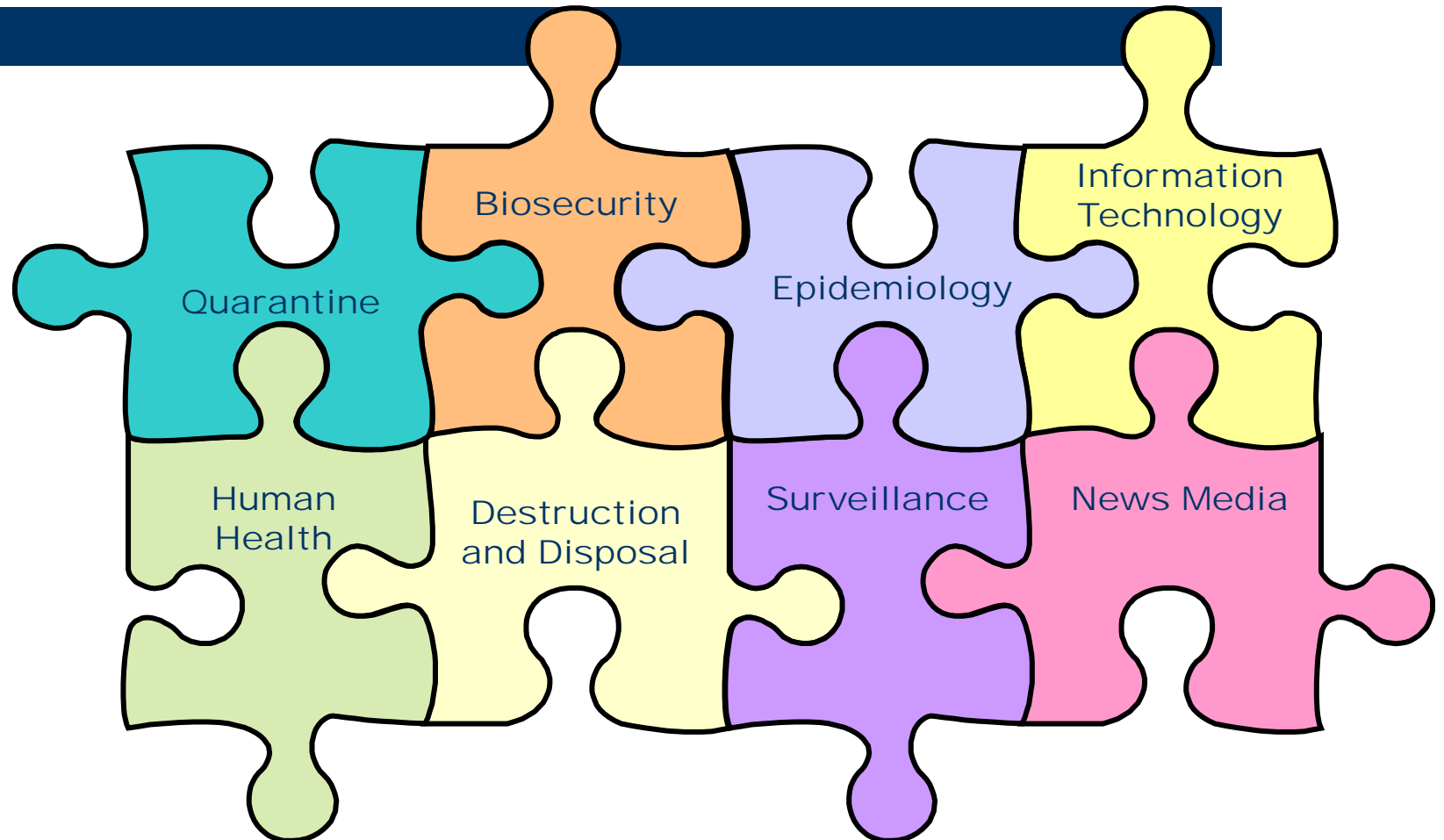


# Local and Regional

---

- Municipalities and Regional Districts
- Health Authorities
- Industry Associations
- Individual Farmers and Ranchers
- Farm Support Organizations
- Regional Economic Development Commissions

# Collaborative Response





# Concept of Operations

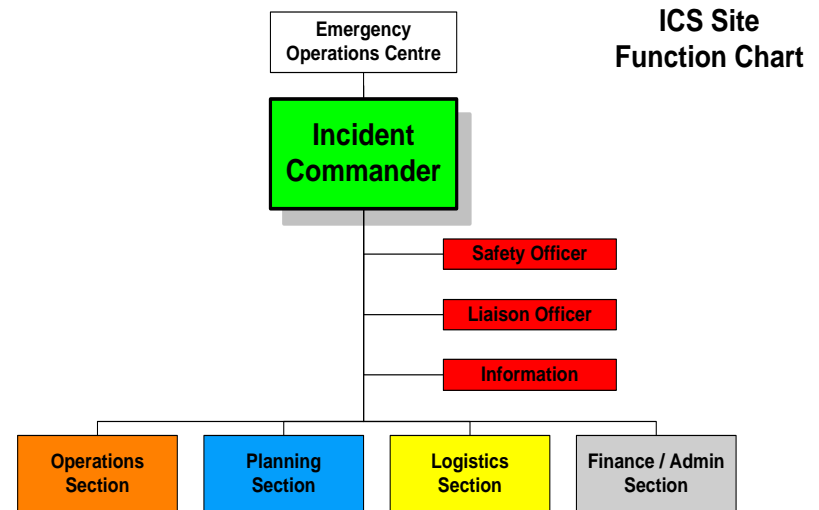
## Guiding Principles

---

- Apply the Incident Command System
- BCERMS - Functions
- Use One Response Organization and Facility
- Staff from Multiple Sources
- Unified Command through Common Objectives
- Management by Objectives - Written Action Plans
- Resource Management
- Integrated Communications

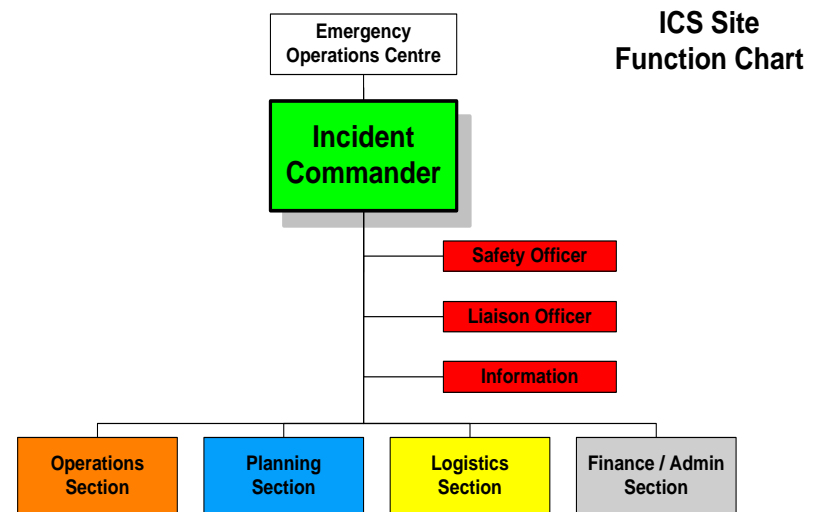
# One Response Organization

- Agencies agree to collaborate
- Single organization for expanded operations
- One Joint Emergency Operations Centre



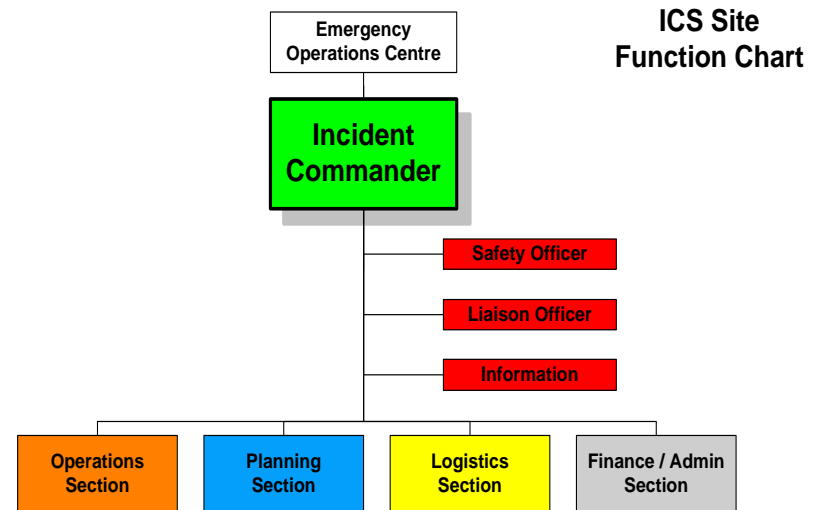
# Staff From Multiple Sources

- Share human resources in staffing initial and expanded response
- Use personnel from local government or industry based on qualifications and need



# Unified Command

- Two or more organizations can develop objectives
- Organizations retain their identities
- One Action Plan
- One Operations Section Chief



# Management by Objectives - Action Plans -

- Understand policies and direction
- Establish objectives for Next Operational Period
- Select appropriate strategies
- Direct tactics (actions at site)

Event:		Date:	
PEP Task No.:		Time:	
Situation Summary:			
General Response Goals (Check if Applicable)			
Protect Responders	Protect Public Health	Protect Environment	
Save Lives	Protect Govt. Infrastructure	Reduce Social and Economic Losses	
Reduce Suffering	Protect Property	Other	
EOC Objectives for Next Operational Period		Responsible Function	Completion Time:
		Estimated	Actual
Attachments (Check if Attached):			
Organization Chart	Flood Fighting Plan	Interface Fire Plan	
Section Assignment List	Transportation Plan	Communications Plan	
Public Information	HazMat Plan	Medical Plan	
Map	Evacuation Plan	Other	
<b>NOTE:</b> Action Plan to be distributed to all EOC Section Chiefs.			
Approved by Planning Section Chief:		Approved by EOC Director:	



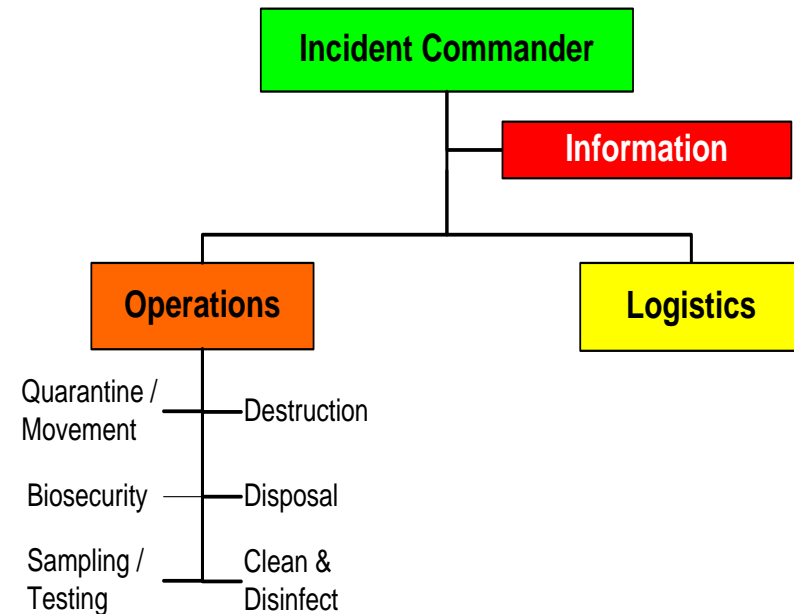
# Decision Making

---

- Incident Commander has authority for all tactical operations.
- Incident Commander transfers command to the JEOC Directors, who are then responsible for control of site activities.
- The Central Coordination Group is responsible for strategic guidance and policy interpretation to support the JEOC Directors.
- The CFIA National Emergency Response Team offers strategic direction through the Central Coordination Group.

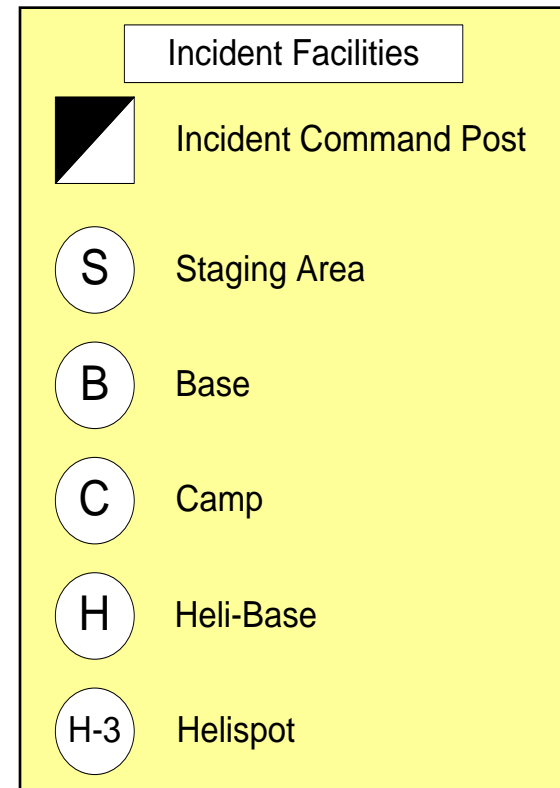
# Site Operations

1. CFIA Case Officer investigates as “Incident Commander.”
2. If disease confirmed, enhanced response:
  - Collecting Field Data
  - Enforcement
  - Destruction
  - Disposal
  - Cleaning and Disinfection
3. If needed, IC and CFIA Regional Director advises activation of a Joint Emergency Operations Centre (JEOC).
4. IC transfers command to JEOC.



# Site Facilities

- Site Coordination Office – Trailer or a fixed facility located near the infected premise
- Staging Areas – Where resources are kept while awaiting incident assignment
- Disposal Areas – Locations where animal carcasses are safely disposed



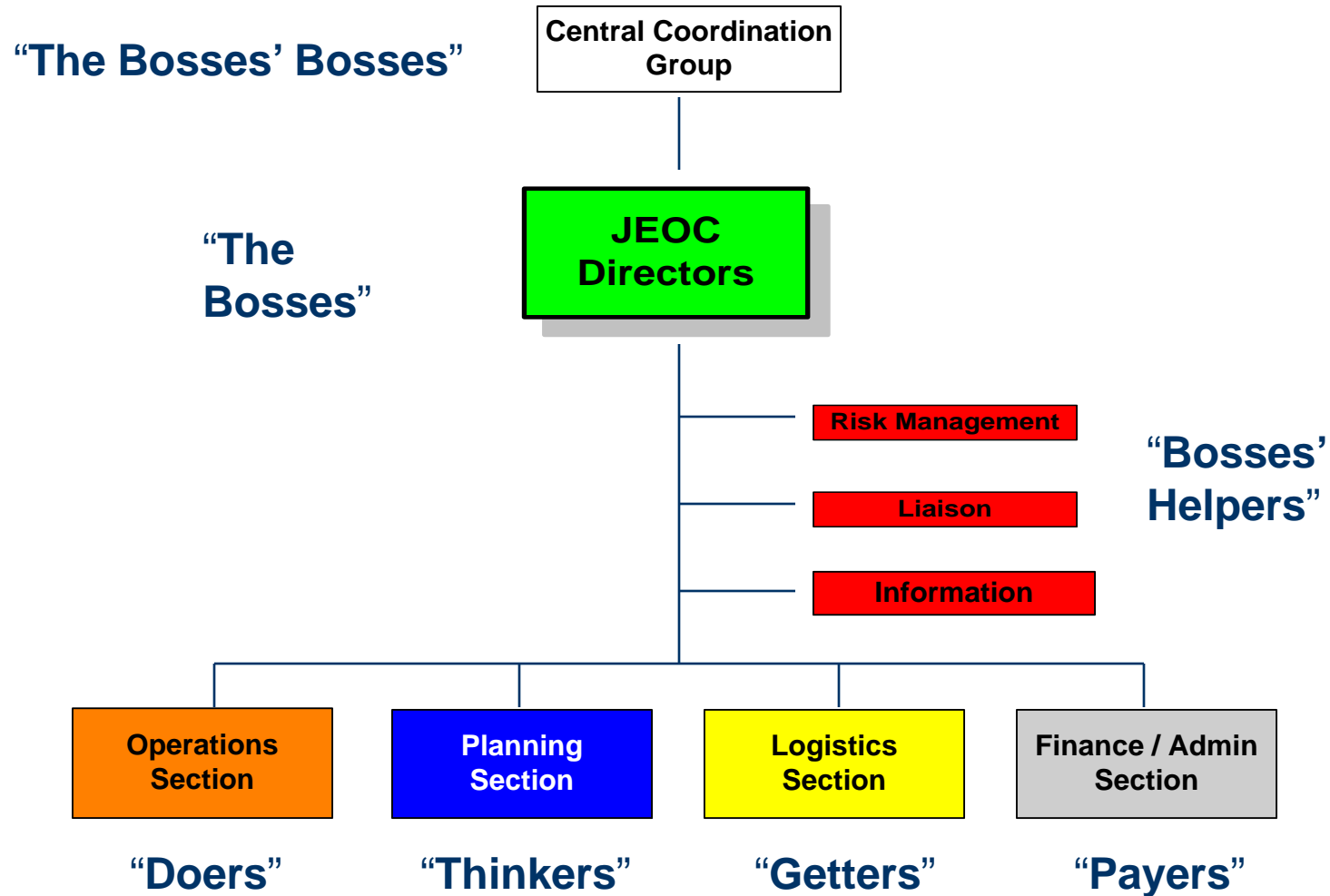


## A JEOC is a Central Place for...

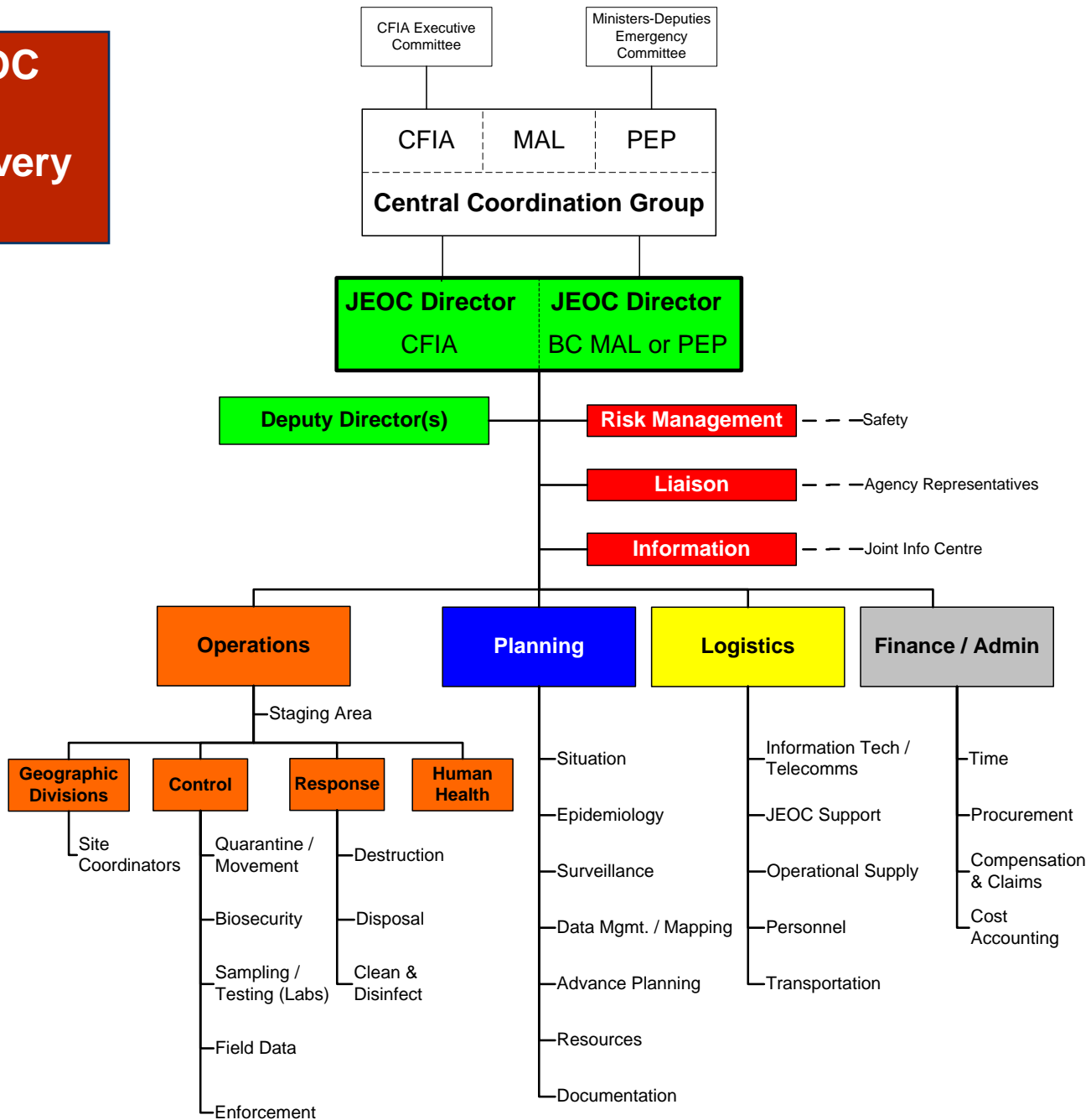
---

- Decision-making in selecting operational objectives, actions and tactics
- Coordination of all emergency operations
- Information gathering and dissemination
- Coordination among agencies with jurisdiction and with industry

# A Structure for Collaboration



**Not every JEOC function is activated in every situation**





# Central Coordination Group

---

- Consists of CFIA, MAL, and PEP strategic decision-making body
- Interprets and develops policies
- Formally requests provincial or federal assistance
- Provides direction and financial control at both federal and provincial levels
- Keeps federal and provincial officials informed



# JEOC Directors

---

- Assess the Situation
- Support Site Operations
- Develop / Approve Action Plans
- Inform Others
- Manage the JEOC group



# Deputy Directors

---

- Assist Information Flow
- Support the JEOC Organization
- Assist JEOC Director
- Assist with JEOC Action Planning
- Debrief JEOC Personnel



# Risk Management Officer

---

- Ensure JEOC and Site Personnel Health and Safety
- Ensure Security at JEOC and other Facilities
- Manage Risks



# Liaison Officer

---

- Assist Agency Representatives
- Keep External Agencies Informed
- Advise JEOC Director on JEOC Staffing
- Advise on JEOC Action Plans
- Participate in VIP Tours



# Information Officer

---

- Gather Information
- Keep the Public Informed
- Facilitate News Media Relations
- Provide Internal Information
- Manage the JEOC Information Function



# Operations Section

---

- Operations Section Chief
  - Staging Area Manager
  - Site Coordinators
- Control Branch Director
  - Quarantine and Movement Control
  - Biosecurity
  - Sampling and Testing
  - Field Data
  - Enforcement
- Response Branch Director
  - Destruction
  - Disposal
  - Cleaning & Disinfection
- Human Health



# Planning Section

---

- Planning Section Chief
- Situation Unit
- Epidemiology Unit
- Surveillance Unit
- Data Management / Mapping Unit
- Advance Planning Unit
- Resources Unit
- Documentation Unit



# Logistics Section

---


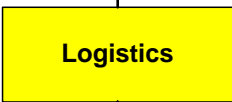
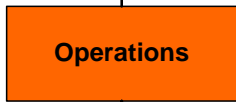
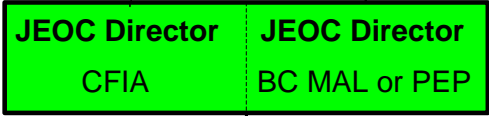
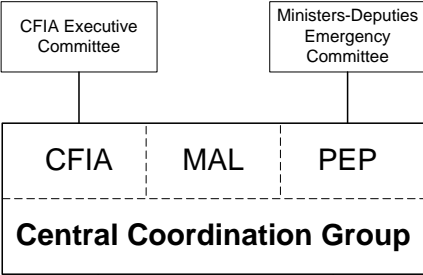
- Logistics Section Chief
- Information Technology / Telecomms Unit
- JEOC Support Unit
- Operational Supply Unit
- Personnel Unit
- Transportation Unit




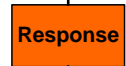
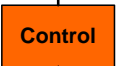
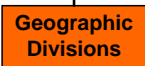
# Finance / Admin Section

---

- Finance / Admin Section Chief
- Time Unit Leader
- Procurement Unit Leader
- Compensation & Claims Unit Leader
- Cost Accounting Unit Leader



Staging Area



Site Coordinators

Quarantine / Movement

Biosecurity

Sampling / Testing (Labs)

Field Data

Enforcement

Destruction

Disposal

Clean & Disinfect

Situation

Epidemiology

Surveillance

Data Mgmt. / Mapping

Advance Planning

Information Tech /  
Telecomms

JEOC Support

Operational Supply

Personnel

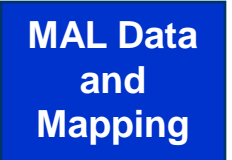
Transportation

Time

Procurement

Compensation  
& Claims

Cost  
Accounting





# Individual Functions, But Teamwork

---

- Each position tries to stay within their functional area to avoid duplication.
- However, sharing ideas and information with others is encouraged.
- Each Section works as a team to support the overall effort.
- The Directors, Deputy Directors, and Officers work together as a team.



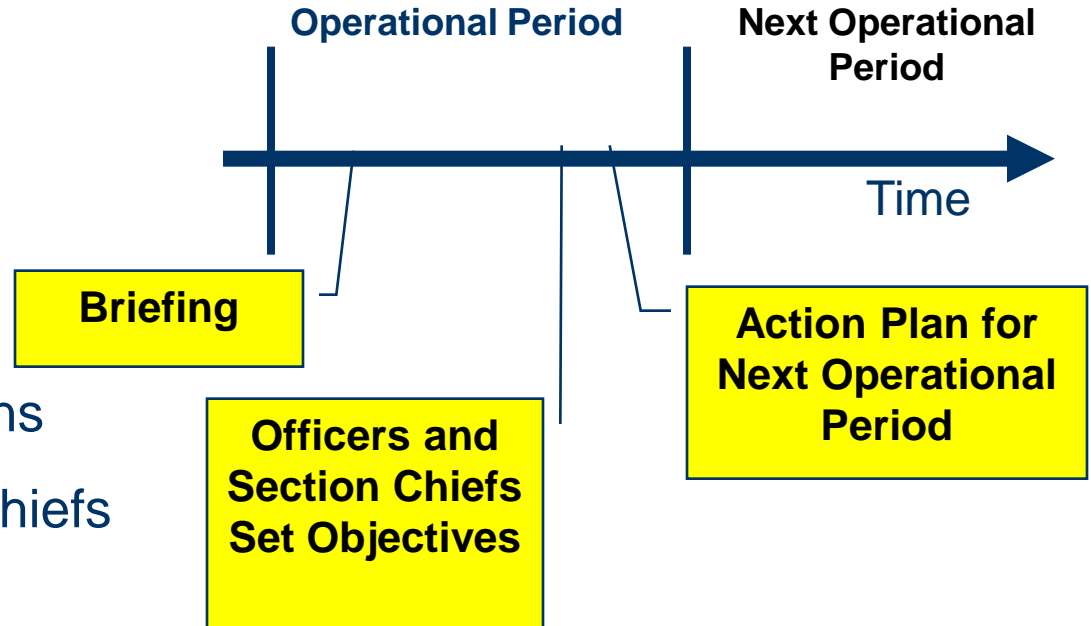
# JEOC Meetings

---

- JEOC Briefings – Give all a chance to hear up-to-date reports
- JEOC Management Meetings – JEOC Directors and Deputy Directors only
- JEOC Action Planning Meetings – Allow JEOC Management Staff and Section Chiefs to develop an Incident Action Plan
- JEOC Section Meetings – Help Section Chiefs develop objectives for the next operational period

# Action Planning

- Operational Periods
  - 8,12, 24 hours
  - Depends on situation
- Briefing for All Functions
- Officers and Section Chiefs Set Objectives
- Action Planning Meeting



# Each Position has a Checklist

<b>Quarantine / Movement Group Supervisor</b>	
<b>Responsibilities:</b>	<p>The Quarantine / Movement Group Supervisor oversees the implementation and enforcement of quarantine orders in the Control Area with the assistance of other government and industry organizations.</p> <p>Responsibilities include:</p> <ol style="list-style-type: none"> <li>1. Receive notification</li> <li>2. Assess the situation</li> <li>3. Secure the premises or area</li> <li>4. License movement off farm or ranch</li> <li>5. Manage the Quarantine / Movement Group</li> </ol>
<b>Reports To:</b>	JEOC Control Branch Director or Operations Section Chief
<b>Getting Started:</b>	Follow the "Generic JEOC Checklist" Checklist.
<b>Main Checklist:</b>	<p><b>1. Receive Notification</b></p> <ul style="list-style-type: none"> <li><input type="checkbox"/> <u>Notification</u> – Receive notification of signs or suspicion of a foreign animal disease from an animal owner, a veterinarian, BC Min. Agriculture and Lands, CIFA personnel, or other source.</li> <li><input type="checkbox"/> <u>Immediate Quarantine</u> – Communicate the expectation to farmers/ranchers that they will self-quarantine.</li> </ul> <p><b>2. Assess the Situation</b></p> <ul style="list-style-type: none"> <li><input type="checkbox"/> <u>Investigate Report</u> – Investigate disease via telephone report and visit farm/ranch to discuss the situation with the owner and to document evidence. Site visits may involve a team effort.</li> <li><input type="checkbox"/> <u>Design Epi Investigation</u> – Consult CFIA's Manual of Procedures or Hazard Specific Plans for disease-specific templates for epidemiological investigations (Epi Reports).</li> </ul>
<b>Before Leaving:</b>	<ul style="list-style-type: none"> <li><input type="checkbox"/> Forward any input towards the JEOC After Action Report to the Operations Section Chief.</li> <li><input type="checkbox"/> Follow the Generic "Before Leaving" Checklist.</li> </ul>
<b>Function Aids:</b>	<p><b><u>Aids</u></b></p> <ul style="list-style-type: none"> <li>• FAD Manual of Procedures (see CFIA)</li> </ul> <p><b><u>Forms</u></b></p> <ul style="list-style-type: none"> <li>• License Form (CFIA)</li> <li>• JEOC Briefing Format (Form JEOC 401A)</li> <li>• Position Log (Form JEOC 414)</li> <li>• Request for Resources or Assistance (Form JEOC 514)</li> </ul>





<b>JEOC Briefing Format</b>	<b>JEOC 401A</b>
-----------------------------	------------------

Event:	Date:	Function:
Event No.:	Time:	

Objectives Accomplished:

Objectives for Next Operational Period:	Responsible Function	Completion Time (Est.)

Resources Required to Meet Objectives:

Issues the JEOC Should Note:



# JEOC Facility, Equipment and Set-Up

---

- Designed for multi-agency collaboration (not just for CFIA personnel)
- Designed for 24/7 operations
- Equipped with communications
- Adequate space for each function/staff
- Anticipate need for biosecurity, health of JEOC members

**JEOC Management**

Supervisor Position

Support Position

JEOC Director

Deputy

**Management Staff**

Officer

Assistant

**Operations**

**Planning**

**Logistics**

**Finance / Admin**

Section Chief

Deputy

**Branch**

**Branch**

Director

Deputy

**Division / Group**

Supervisor

N/A

Single Resource  
Task Forces  
Strike Teams

**Unit**

**Unit**

**Unit**

Leader

Manager



# Colour Codes in the JEOC

Green	Director and Deputy
Red	Management Staff
Orange	Operations
Blue	Planning
Yellow	Logistics
Grey	Finance / Administration